



SIRUS BY

**AUTO
TRANSFORM**

Engineered Vehicle Innovation



**CAR CONVERSIONS
FOR WHEELCHAIR DRIVERS**



www.autotransform.co.nz

MOBILITY

ABOUT AUTO TRANSFORM

Auto Transform convert premium quality wheelchair accessible vehicles offering a wide range of mobility solutions for both drivers and passengers. Our pioneering innovative approach ensures our vehicle conversions are some of the most advanced in our field.



PRODUCT QUALITY

Using the latest techniques and manufacturing processes our products are designed to seamlessly integrate with the original vehicle creating a quality finish and experience.

SERVICE

Auto Transform offer bespoke conversion and adaptation solutions for each individual customer. We provide industry leading after sales service; we don't just sell you a car, we provide an on-going partnership to all of our customers. Our network of mobile engineers ensures we are there if you ever need assistance.

THE AUTO TRANSFORM TEAM

Auto Transform was established in 1990 with a mission to always provide a fully "engineered" solution that leverages innovative product design and installation expertise. In the last decade the forward thinking, experienced Auto Transform team has designed and developed 3000+ conversions for both disabled drivers and passengers.



**3 YEAR
WARRANTY**

AUTO TRANSFORM REAR ACCESS CONTROL SYSTEM

For over ten years Auto Transform has designed and developed a range of rear access control systems. Auto Transform has worked with pneumatic, hydraulic and electrically automated systems, acquiring extensive knowledge and experience in our field.

AUTOMATED TAILGATE & RAMP



All of our driver solutions have a fully automated tailgate and ramp system, so the car can be used completely independently by the wheelchair driver. To enter and exit the vehicle simply press a button on your key remote or dashboard and the fully automated rear end will open or close.

Our Volkswagen Caddy conversions are fitted with lowering suspension allowing a much lower floor entry point and ramp angle. Our unique self levelling function also always maintains the correct ride height ensuring generous ground clearance and a smooth ride.



VOLKSWAGEN CADDY

Our premium quality Caddy conversions offer the ultimate in comfort and style. Based upon VW's Caddy "Life" short wheelbase model and available with either a 6 speed manual or VW's critically acclaimed dual-clutch 7-speed DSG transmission offering a near seamless shift. The frugal yet powerful 1.6 Turbo Diesel engine offers fantastic MPG and low CO2 emissions. Sharing much of the same switch gear and design of the popular VW Touran, the Caddy provides car-like driving and comfort characteristics with VW's legendary build quality and reliability.

FACTORY OPTIONS

Engine and Drivetrain:


1.6 Litre Turbo Diesel engine, Semi-automatic 7 speed gearbox, 6 speed manual transmission

KEY FEATURES

- Power steering
- Air conditioning
- Electric windows
- Heat insulating glass
- Electrically adjustable heated door mirrors
- Body coloured bumpers and door mirrors
- RDS Radio with CD player, MP3 compatible, AUX-IN socket and 6 speakers
- Halogen main headlights with range control and daytime running lights
- Front fog lights
- Traction control system
- 15" Kemora alloy wheels
- Black roof bars

COLOUR OPTIONS

Deep Black	Night Blue	Lava Red	
Raven Blue	Reflex Silver	Blackberry	Natural Grey



VOLKSWAGEN CADDY DRIVE

DRIVE FROM WHEELCHAIR SOLUTION

Our premium quality drive from wheelchair conversion gives you freedom and independence, enabling you to drive from your own wheelchair and eliminating the need for transfer or assisted help. The fully automated access control system ensures you don't need assistance to enjoy the freedom that motoring brings. Entry is from the rear of the car as opposed to the side therefore you don't need to use a designated disabled parking space.



CONVERSION FEATURES

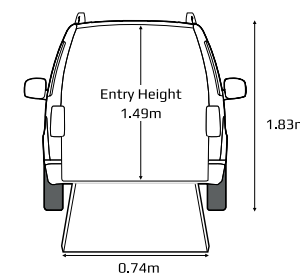
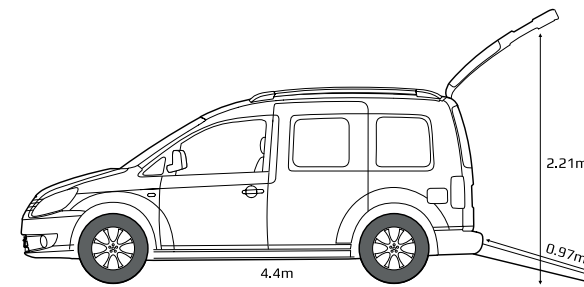
- Lowered floor ensures exceptional headroom for taller chair users
- Width of the conversion can accommodate most large power chairs
- Electric handbrake for increased space
- Original manufacturer's gear selector
- Standard driver seat for use by non-disabled drivers
- Fitted with a fully automated tailgate and ramp system with lowering suspension (see page 4 for further details)



AUTOMATED TAILGATE & RAMP

DIMENSIONS

Maximum seated head height 140cm / 55"
Floor to steering wheel height 71cm / 28"



SEATING CAPACITY

STANDARD: 3 - Wheelchair driver, front passenger and one standard rear passenger seat

MAXIMUM: 5 - As above with two additional optional fold down seats

VOLKSWAGEN CADDY TRANSFER

INTERNAL TRANSFER SOLUTION

Say goodbye to transfers at the roadside. With this conversion you can eliminate the risks and strains which may occur with external transfer options. This is the perfect solution for wheelchair users who want to drive and prefer the comfort of a standard drivers seat. Access the vehicle via the rear shallow angle ramp and guide your chair to behind the front passenger seat area. With your wheelchair in position you can now transfer over to the 6 way electric drivers seat.



RANGE OF
ADAPTATIONS
AVAILABLE



SEATING CAPACITY

STANDARD: 2 - Wheelchair driver and front passenger

MAXIMUM: 4 - As above with one optional fold down seat (depending on wheelchair)

CONVERSION FEATURES

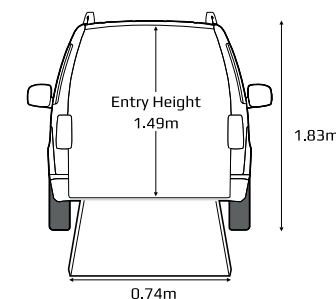
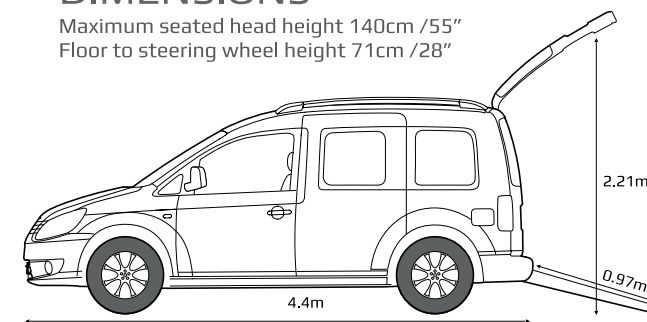
- Accommodates most large scooters, power and manual chairs
- Ergonomically redesigned centre console for increased interior space
- Original gear selector and electronic handbrake for ease of use
- Shallow ramp (12 degrees) with unique grip surfacing
- Options of grab rails to assist in entry and exit
- The conversion has a fully automated tailgate and ramp system with lowering suspension



AUTOMATED TAILGATE & RAMP

DIMENSIONS

Maximum seated head height 140cm /55"
Floor to steering wheel height 71cm /28"



CUSTOMISING YOUR CAR

Auto Transform can fit subtle additions such as upgraded audio systems to full vehicle vinyl wraps, exclusive alloy wheels, front splitters and running bars and re-trims. Auto Transform has completed several custom designs for customers wishing their vehicles to be personalised to their taste. Working with our in-house design team it is possible to create a truly exclusive vehicle tailored to you. Please ask a member of our team for detailed options.



SEATED HEAD HEIGHT

Our conversions are designed to offer optimal interior space, with lowered floors for taller chair users. We can talk you through the measurements you will need to determine which accessible vehicles will work for you.

SAFETY

All of our vehicle conversions are tested to the highest quality standards. Each conversion will have Individual Vehicle Approval, National Small Series Type Approval or European Community Whole Vehicle Type Approval. For further details, please visit our website.

[AUTOTRANSFORM.CO.NZ](https://www.autotransform.co.nz)

OUR OTHER SERVICES

WHEELCHAIR PASSENGER UP FRONT

Travel up front next to the driver in your wheelchair. Eliminate strenuous transfers with the benefit of a clear view through the windscreen and side windows, a much more sociable way to travel for chair users with access to all the controls and features found in the front of a car.



REAR SEATED WHEELCHAIR PASSENGER

For economical accessible travel or to transport your wheelchair or scooter with ease. Also perfect for families with children using wheelchairs who prefer a more traditional family seating arrangement.



CAR ADAPTATIONS

As well as converting wheelchair accessible cars, Auto Transform offer a vehicle adaptations service to modify your standard car to suit your requirements. With our professional, experienced advice, we can help you to continue enjoying the freedom motoring brings.



FINANCING YOUR CAR

Auto Transform can help you to find the best way to fund the new or approved used car that is the most suitable for your budget. Most of our new cars are available to lease using the Motability Scheme, or if you prefer to own your car outright we can now offer access to tailored finance packages creating affordable monthly payments to suit you.



HAND CONTROL ATTACHMENTS

A steering ball or spinner attachment can be used in conjunction with hand controls or on its own to aid the steering control of cars, vans, and trucks. Available in a wide range of grips such as ball, mushroom, tee, and peg, even fitted to a glove for stability. These devices, designed to aid one handed steering, clamp to the wheel and are available with an optional quick release mechanism enabling easy removal for dual drivers.

LET US DO THE HARD WORK FOR YOU

Can't find what you are looking for? If you are searching for something specific or have a particular budget in mind, take advantage of our Accessible Vehicle Finder. Our professional, experienced Mobility Advisors will search the market for the perfect solution for you or ask us about our range of Approved Used Vehicles.

AUTOTRANSFORM.CO.NZ

WHEELCHAIR LOCKING RESTRAINTS

We offer a range of fully automated wheelchair securing devices which offer wheelchair drivers complete independence. Automated locking systems can also be fitted into the up front passenger position (for the Switch) for when you prefer to travel as a passenger, offering the driver ease of use.



We also provide four point manual restraints for when you might travel in the rear.





AUTO
TRANSFORM
Engineered Innovation



DELIVERIES
DISPATCH
RECEPTION
VISITOR PARKING

Auto Transform
3-5





3-5 Harbour Ridge Drive
Stone Hill Business Park
Wiri, Auckland, 1024, New Zealand

T: 09 580 0477 F: 09 580 2547

AUTOTRANSFORM.CO.NZ

