




**AUTO
TRANSFORM**
Engineered Vehicle Innovation

Plumbing Fitout – Box Body Elite:

- AT Alloy Tray to suit Space Cab
- 2100mm L x 1880mm W
- Weight 100kg - 1.8T Heavy duty floor
- Full length integrated tie rails
- Step at front and rear on both sides of deck for easY roof access
- Alloy Box Body Unit to suit space cab mounted on deck
- Gull Wing Doors on LH, RH side and Rear
- Full alloy unit for minimising weight enabling more carrying
- Locking T- Latch, One central lock in the door with Central Locking unit, gas struts.
- LED strip lighting to illuminate for each compartment - with a separate on/off switch
- 3 Bar Commercial Grade Roof Rack
- 2 x 3.0m Extension Ladder Multi-slide Rail
- Tow Bar and Wiring
- Reversing Camera
- Lightbar fitted front centre under ladder rack
- 2 x 85214A Slimline low profile warning light on rear of box LED
- Aluminium underdeck drawer – Lockable
- 2 x LWL118 LED Swivel Lamp 470x35x33mm Multivolt - 1 fitted either side to roof of Box Body
- 2 x Round LED work lamp Flood Beam 4730F - 1 fitted rear left, 1 fitted front right
- VE83 Grinder / Vice Slide
- Elite Shelving System - 8 x Service cases integrated into drawer runners facing out rear door
- 2 Tier of open shelves with rubber mat and 8 x Aluminium dividers
- 8 x VP6617 - Plastic Tool Case with 17 container inserts for small parts and consumables
- Alu. Drawer System - 1400mm deep x 1000mm wide x 400mm high coming out of passengers side, with grip ply lining on top
- SinergePower Inverter - 2000W Multi Sinewave 12v - 240v
- PIR Alarm fitted to box body for additional security







1400L x 1000W Drawer



240H




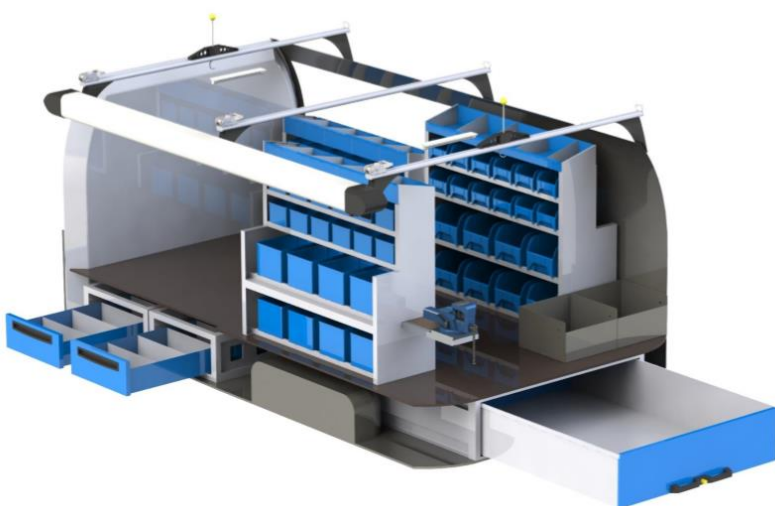




AUTO TRANSFORM

Engineered Vehicle Innovation

Plumbing Fitout – Elite Advanced:

- Large Heavy Underfloor Drawer (1020x290x1400)
- 2 x underfloor drawers on RHS of vehicle
- 3 bar roof rack
- 3 x ratchets and eyes
- Gas bottle holder
- Grip plywood floor
- Vice
- Safe ladder clamp (pair)
- Pipe holder
- Sealed bulkhead
- Flow through vents
- 5 tier Elite Shelving system at rear of vehicle – Left and right side
- 5 tier Elite Shelving system on right hand side door



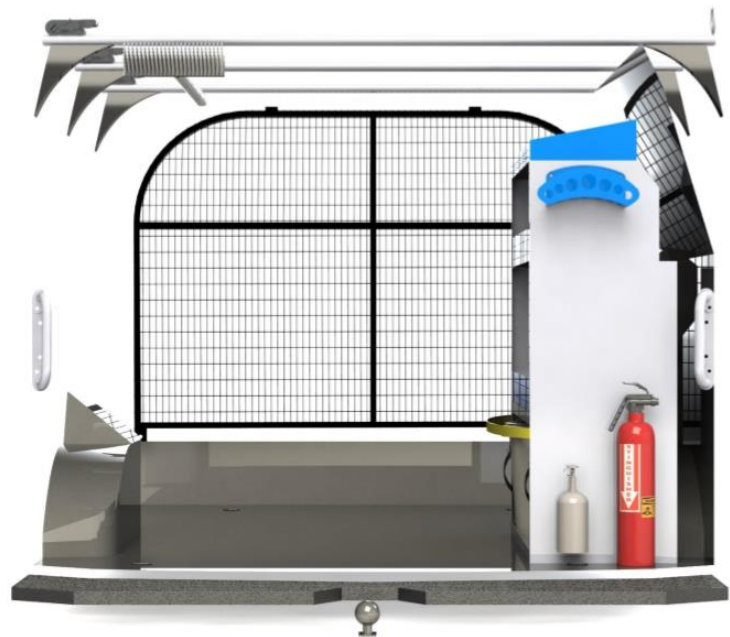


AUTO TRANSFORM

Engineered Vehicle Innovation

Plumbing Fitout – Elite Standard:

- Single Elite shelving system in rear RHS
- Grip ply floor
- Reversing sensors
- Front mount mesh barrier
- Steel rear step incorporated with tow bar and wiring
- Fire extinguisher (1KG) and First Aid Kit fitted on shelving unit
- 3 bar commercial roof rack
- 2 x Ladder rolls
- 3 x Ratchets and Eyes
- Allow Nudge bar, airbag compatible



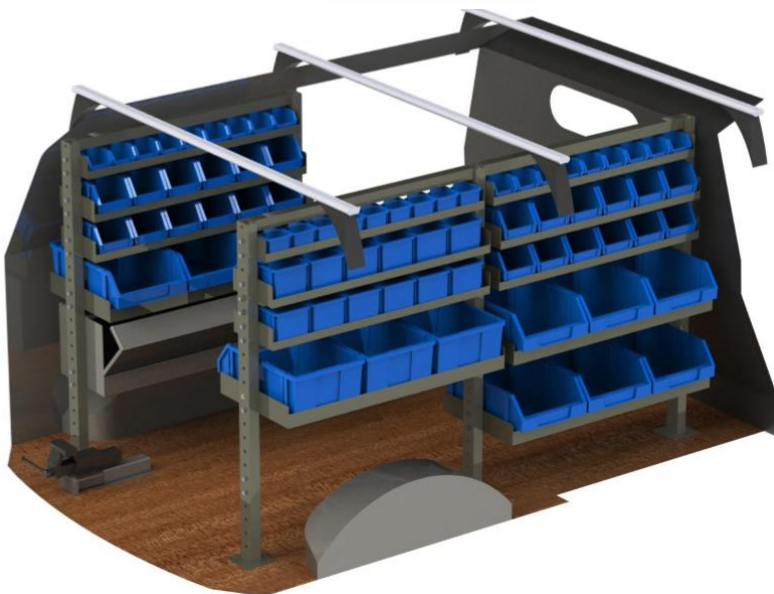
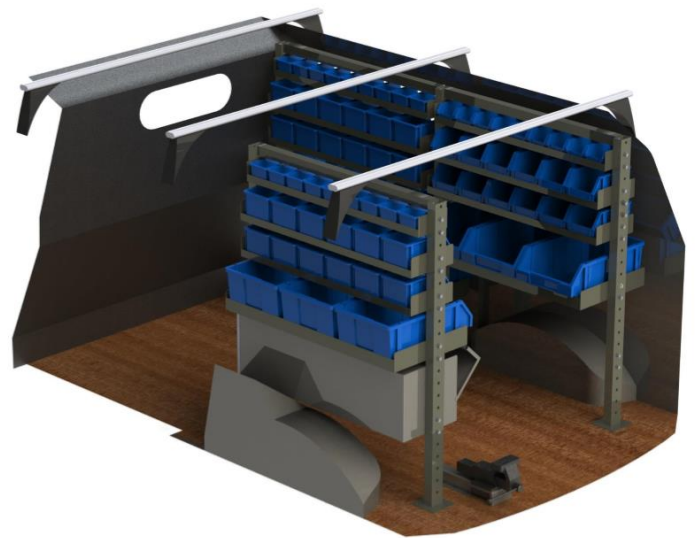


AUTO TRANSFORM

Engineered Vehicle Innovation

Plumbing Fitout – TS Standard:

- Bulkhead behind driver & passenger seats
- Standard plywood floor in rear of van
- 3 x Bar heavy duty roof racks
- 3 x Stainless steel ratchets with tie straps
- 3 x Eye bolt tie hooks
- 1 x TS150 unit in rear left side position
- 1 X TS250 unit on right side with one TS150 facing out side door
- Sliding vice out rear







AUTO TRANSFORM

Engineered Vehicle Innovation

Plumbing Fitout – TS Advanced:

- Shelving right side - TS250 KIT - 5 Tier Shelf Unit
- Shelving on left side - TS150 KIT - 4 Tier Shelf Unit high with integrated lockable storage box
- Shelving attached to cargo barrier - TS150 KIT - 4 Tier Shelf Unit with 24 Plastic Bins - unit lowered to enable visibility through rear for driver
- Front Mesh barrier
- 12mm Plywood Floor lining through rear of van with alloy trim
- Tow Bar and Wiring
- Roof Rack 3 Bar Commercial Grade
- 100mm Conduit Pipe 3m long mounted to Roof Rack



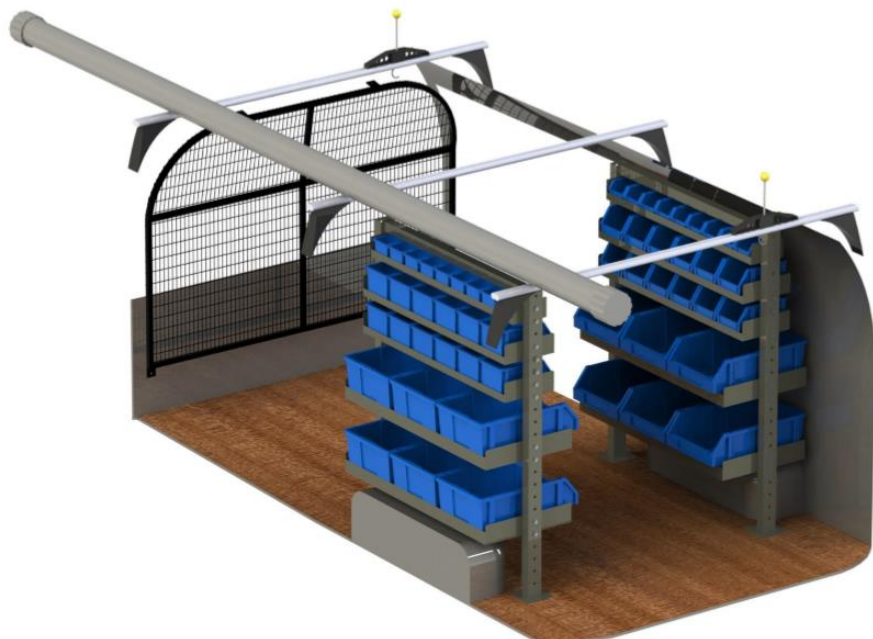
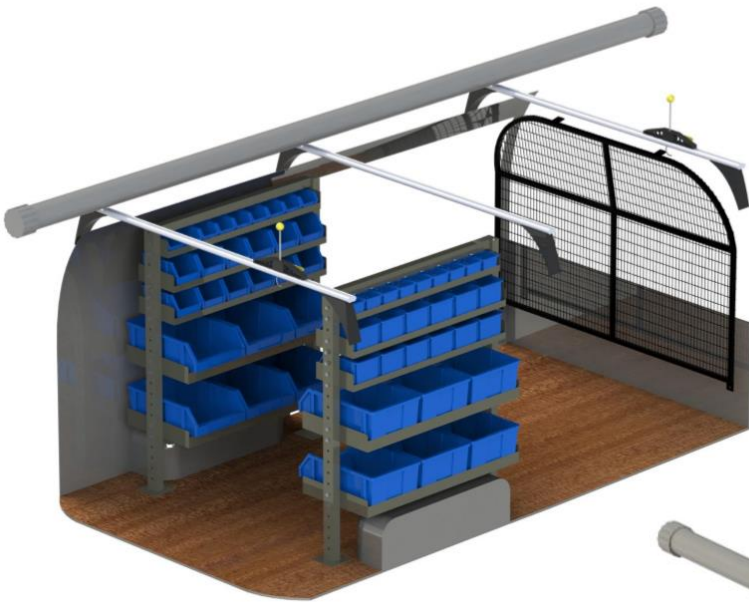
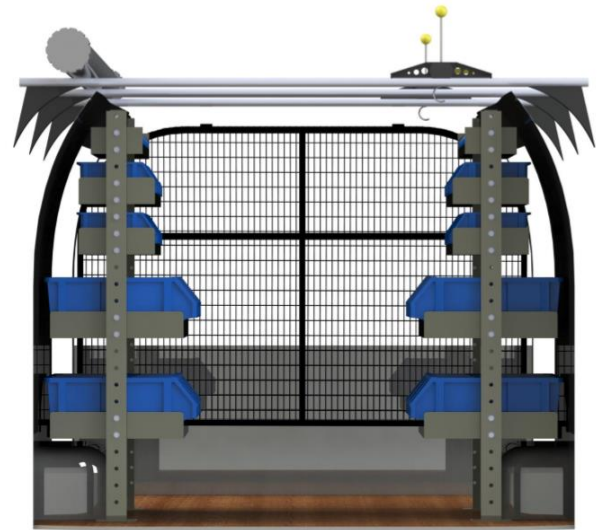


AUTO TRANSFORM

Engineered Vehicle Innovation

Plumbing Fitout – TS Entry:

- 1 x TS150 unit on left side
- 1 x TS150 unit on right side
- 3 Bar AT Roof Rack
- Pipe Tube - 3 Meter
- 3 x Roof Rack Ratchet Strap
- 3 x Eye bolt
- Grip Ply floor
- Front mount Mesh barrier
- Safe Ladder Clamp (Pair)





AUTO TRANSFORM

Engineered Vehicle Innovation

Plumbing Fitout – Ute:

- TS150 KIT - 3 Tier Shelf Unit facing out left hand side flip up window
- Rail Set 3 Bar Extension Ladder 3m
- Tow Bar and wiring
- Spotlight
- LED Beacon
- Fibre Glass Canopy
- White gel coated with side flip up windows
- Standard LED interior light
- Side tinted windows
- Large Heavy Duty Underfloor drawer - 1020x290x1400mm
- Grip ply false floor
- 3 bar commercial grade roof rack
- Roof Rack ladder roller x 2 attached to rear roof rack bar
- 6 x D-Rings(Black collars) tie down points fitted to false floor
- 3 x Ratchets and eye bolts

